



Name of the corporate debtor:			Brys International Pvt Ltd		Date of commencement of		31.01.2019		List of creditors as on:		26.05.2025	
Filing under clause (ca) of sub-regulation (2) of regulation 13 the IBBI (Insolvency Resolution Process for Corporate Persons) Regulations, 2016												
Sl. No.	Category of creditor	Summary of claims received		Summary of claims admitted		Amount of contingent claims	Amount of claims not admitted	Amount of claims under verification	Details in Annexure	Remarks, if any		
		No. of claims	Amount	No. of claims	Amount of claims admitted							
1	Secured financial creditors belonging to any class of creditors	35	1,52,46,68,391	27	80,27,66,685	0	72,19,01,706	0	1			
2	Unsecured financial creditors belonging to any class of creditors	0	0	0	0	0	0	0	2			
3	Secured financial creditors (other than financial creditors belonging to any class of creditors)	2	1,20,11,39,811	2	1,20,11,39,811	0	0	0	3	Similar Claim has also been admitted under Neo Infrastructure Pvt Ltd, being Co-borrower.		
4	Unsecured financial creditors (other than financial creditors belonging to any class of creditors)	7	44,98,14,070	2	7,89,64,384	0	37,08,49,686.00	0	4			
5	Operational creditors (Workmen)	0	0	0	0	0	0	0	5			
6	Operational creditors (Employees)	0	0	0	0	0	0	0	6			
7	Operational creditors (Government Dues)	1	11,54,63,243	0	0	0	11,54,63,243.00	0	7			
8	Operational creditors (other than Workmen and Employees and Government Dues)	2	18,92,72,115	0	0	0	18,92,72,115	0	8			
9	Other creditors, if any, (other than financial creditors and operational creditors)	0	0	0	0	0	0	0	9			
Total		47	3,48,03,57,630	31	2,08,28,70,880	0	1,39,74,86,750	0				



[Signature]
Resolution Professional

LIST OF SECURED FINANCIAL CREDITORS BELONGING TO ANY CLASS OF CREDITORS

Sl No.	Name of the Creditors	Details of claim received		Details of claim admitted				Amount of contingee	Amount of any mutual	Amount of claim not admitted	Amount of claim under	Remarks, if any	
		Date of receipt	Amount claimed	Amount of claim admitted	Nature of claim	Amount covered by guarantee	Whether related party ?						% of voting share in CoC
1	ANSHU NAGPAL	19.02.2019	1,69,97,500.00	0.00	Form CA	0.00	No	0%	0.00	0.00	1,69,97,500.00	0.00	1. The % of voting share in CoC in this sheet reflects the % claim of each admitted homebuyer as compared to total claim admitted amount of homebuyer. However, in CoC, the % share of homebuyers is 38.54%
2	ANSHU NAGPAL	19.02.2019	1,69,97,500.00	0.00	Form CA	0.00	No	0%	0.00	0.00	1,69,97,500.00	0.00	
3	ANSHU NAGPAL	02.03.2019	1,69,97,500.00	0.00	Form CA	0.00	No	0%	0.00	0.00	1,69,97,500.00	0.00	
4	ANSHU NAGPAL	02.03.2019	1,69,97,500.00	0.00	Form CA	0.00	No	0%	0.00	0.00	-	0.00	
5	JAPNA ESTATES PVT LTD	20.02.2019	15,52,28,209.00	15,52,28,209.00	Form CA	0.00	No	19.34%	0.00	0.00	-	0.00	
6	MANIT SETHI	20.02.2019	2,58,40,000.00	80,83,068.00	Form CA	0.00	No	1.01%	0.00	0.00	1,77,56,932.00	0.00	
7	DEVIDAYAL BUILDERS AND DEVELOPERS	25.02.2019	1,36,88,592.00	1,26,71,781.00	Form CA	0.00	No	1.58%	0.00	0.00	10,16,811.00	0.00	
8	ASHA AGGARWAL	25.02.2019	1,26,69,589.00	1,26,69,589.00	Form CA	0.00	No	1.58%	0.00	0.00	-	0.00	
9	BABITA SHARMA	20.02.2019	54,96,524.00	34,34,795.00	Form CA	0.00	No	0.43%	0.00	0.00	20,61,729.00	0.00	
10	PUNEET GUPTA	20.02.2019	54,46,398.00	34,18,904.00	Form CA	0.00	No	0.43%	0.00	0.00	20,27,494.00	0.00	
11	GARIMA GUPTA	20.02.2019	1,46,26,285.00	69,71,506.84	Form CA	0.00	No	0.87%	0.00	0.00	76,54,778.16	0.00	
12	SANDEEP MADAN	20.02.2019	13,00,00,000.00	0.00	Form CA	0.00	No	0%	0.00	0.00	13,00,00,000.00	0.00	
13	SHOBHA BHALLA	18.04.2019	8,38,07,003.00	3,30,96,981.00	Form CA	0.00	No	4.12%	0.00	0.00	5,07,10,022.00	0.00	
14	ANURADHA SETHI	20.02.2019	5,25,30,000.00	1,34,71,781.00	Form CA	0.00	No	1.68%	0.00	0.00	3,90,58,219.00	0.00	
15	M/s. Parmesh Construction Company Limited	20.02.2019	7,06,20,000.00	4,33,54,520.00	Form CA	0.00	No	5.40%	0.00	0.00	2,72,65,480.00	0.00	2. In the matter of claim of Devender Nagpal at S.No. 22 claim received was of Rs. 1.50 Crs. Subsequently, interest amount of Rs. 51,32,877 was also additionally admitted in terms of CIRP regulation 16A (7). Thus total claim received has been shown as Rs. 2,01,32,877.00 3. Due to the reason expalined in para 2 above claim amount received is increased in S.No. 25,26,27 & 28
16	SC KHANEJA & SON (HUF)	20.02.2019	5,79,00,000.00	2,83,06,849.00	Form CA	0.00	No	3.53%	0.00	0.00	2,95,93,151.00	0.00	
17	SHIKHA SETHI	20.02.2019	5,16,80,000.00	1,62,80,000.00	Form CA	0.00	No	2.03%	0.00	0.00	3,54,00,000.00	0.00	
18	SEEMA SETHI	20.02.2019	2,58,40,000.00	77,92,078.00	Form CA	0.00	No	0.97%	0.00	0.00	1,80,47,922.00	0.00	
19	GULSHAN SETHI	20.02.2019	12,09,70,000.00	2,13,25,479.00	Form CA	0.00	No	2.66%	0.00	0.00	9,96,44,521.00	0.00	
20	JATINDER PAL BUILDERS PVT LTD	20.02.2019	17,49,26,273.00	15,75,64,423.00	Form CA	0.00	No	19.63%	0.00	0.00	1,73,61,850.00	0.00	
21	VIJENDRA KUMAR KASHYAP/LAVNI KASHYAP	19.02.2019	59,00,000.00	59,00,000.00	Form CA	0.00	No	0.73%	0.00	0.00	-	0.00	
22	DEVENDER NAGPAL	02.03.2019	2,01,32,877.00	2,01,32,877.00	Form CA	0.00	No	2.51%	0.00	0.00	-	0.00	
23	Neeraj Mittal	29.03.2019	4,97,50,000.00	1,60,48,219.00	Form CA	0.00	No	2.00%	0.00	0.00	3,37,01,781.00	0.00	
24	Geeta Kathuria	29.04.2019	2,34,46,164.00	2,27,82,479.00	Form CA	0.00	No	2.84%	0.00	0.00	6,63,685.00	0.00	
25	Anish Jain	03.08.2019	1,61,71,719.00	1,61,71,719.00	Form CA	0.00	No	2.01%	0.00	0.00	-	0.00	
26	Anish Jain	03.08.2019	1,66,43,981.00	1,66,43,981.00	Form CA	0.00	No	2.07%	0.00	0.00	-	0.00	
27	Anish Jain	03.08.2019	2,41,56,954.00	2,41,56,954.00	Form CA	0.00	No	3.01%	0.00	0.00	-	0.00	
28	Vijendra Kumar Jain	03.08.2019	2,10,93,355.00	2,10,93,355.00	Form CA	0.00	No	2.63%	0.00	0.00	-	0.00	
29	Nihal Bin Iqbal & Deebea Nihal	02.05.2019	1,78,12,500.00	1,25,35,194.00	Form CA	0.00	No	1.56%	0.00	0.00	52,77,306.00	0.00	
30	M/s Rakesh Project Pvt Ltd (Received from Form C)	20.02.2019	9,29,71,918.00	6,88,22,945.00	Form CA	0.00	No	8.57%	0.00	0.00	2,41,48,973.00	0.00	
31	V K Sahni (HUF)	27.06.2019	3,70,57,300.00	0.00	Form CA	0.00	No	0%	0.00	0.00	3,70,57,300.00	0.00	
32	Dilip Bhargawa	18.02.2019	42,06,250.00	36,61,096.00	Form CA	0.00	No	0%	0.00	0.00	5,45,154.00	0.00	
33	Gaurav Taneja, Ashwini Kumar Taneja & Veena Taneja	22.11.2019	1,79,50,000.00	0.00	Form CA	0.00	No	0%	0.00	0.00	1,79,50,000.00	0.00	
34	AL- Dua Food Processing Pvt. Ltd.	21.11.2019	5,31,16,500.00	5,11,47,902.00	Form CA	0.00	No	6.37%	0.00	0.00	19,68,598.00	0.00	
35	Vista Distributors Pvt. Ltd	24.07.2021	5,50,00,000.00	0.00	Form CA	0.00	No	0%	0.00	0.00	5,50,00,000.00	0.00	
			1,52,46,68,391.00	802766685		0.00		100%	0.00	0.00	72,19,01,706	0.00	



List of unsecured financial creditors belonging to any class of creditors

Annexure - 2

Sl No.	Name of the Creditors	Details of claim received		Details of claim admitted					Amount of contingent claim	Amount of any mutual dues, that may be	Amount of claim not admitted	Amount of claim under verification	Remarks, if any
		Date of receipt	Amount claimed	Amount of claim admitted	Nature of claim	Amount covered by guarantee	Whether related party ?	% of voting share in CoC					
1													
			-	0.00		0.00		0.00%	0.00	0.00	-	0.00	




[Handwritten signature]

LIST OF SECURED FINANCIAL CREDITORS (OTHER THAN FINANCIAL CREDITORS BELONGING TO ANY CLASS OF CREDITORS)

Annexure - 3

Sl No.	Name of the Creditors	Details of claim received		Details of claim admitted					Amount of contingent claim	Amount of any mutual dues, that may be	Amount of claim not admitted	Amount of claim under verification	Remarks, if any
		Date of receipt	Amount claimed	Amount of claim admitted	Nature of claim	Amount covered by guarantee	Whether related party ?	% of voting share in CoC					
1	SYNDICATE BANK (Since merged with Canara Bank)	18.02.2019	34,17,55,975.00	34,17,55,975.00	Secured FC	0.00	No	28.45%	0.00	0.00	0.00	0.00	The % of voting share in CoC in this sheet reflects the % claim of each admitted secured financial creditors (other than financial creditors belonging to any class of creditors) compared to total claim admitted amount of secured financial creditors. However, in CoC, the % share of secured financial creditors. Canara Bank 16.41% & Bank of Baroda 41.26%
2	BANK OF BARODA-International Business Branch	04.03.2019	85,93,83,836.00	85,93,83,836.00	Secured FC	0.00	No	71.55%	0.00	0.00	0.00	0.00	
			1,20,11,39,811.00	1,20,11,39,811.00		-		100.00%					




[Handwritten signature]

LIST OF UNSECURED FINANCIAL CREDITORS (OTHER THAN FINANCIAL CREDITORS BELONGING TO ANY CLASS OF CREDITORS)

Annexure - 4

Sl No.	Name of the Creditors	Details of claim received		Details of claim admitted					Amount of contingent claim	Amount of any mutual dues, that may be	Amount of claim not admitted	Amount of claim under verification	Remarks, if any
		Date of receipt	Amount claimed	Amount of claim admitted	Nature of claim	Amount covered by guarantee	Whether related party?	% of voting share in CoC					
1	BANK OF BARODA-ZOSARB	20.02.2019	1,59,54,844.00	0.00	Unsecured FC	0.00	No	0.00%	0.00	0.00	1,59,54,844.00	0.00	The % of voting share in CoC in this sheet reflects the % claim of each admitted unsecured financial creditors (other than financial creditors belonging to any class of creditors) compared to total claim admitted amount of unsecured financial creditors. However, in CoC, the % share of unsecured financial creditors. Shashvat Advertising 2.71% & Chharia Holdings 1.08%
2	Shashvat Advertising Private Limited	20.02.2019	6,30,00,000.00	56464384.00	Unsecured FC	0.00	No	71.51%	0.00	0.00	65,35,616.00	0.00	
3	M/s Chharia holdings Pvt. Ltd.	19.03.2019	3,33,75,000.00	22500000.00	Unsecured FC	0.00	No	28.49%	0.00	0.00	1,08,75,000.00	0.00	
4	Sanjeev Kumar Garg	24.04.2019	1,42,25,000.00	0.00	Unsecured FC	0.00	No	0.00%	0.00	0.00	1,42,25,000.00	0.00	
5	V K Sahni (HUF)- Transferred to Form CA	27.06.2019	0.00	0.00	Unsecured FC	0.00	No	0.00%	0.00	0.00	0.00	0.00	
6	Kailash Chand Kwatra	27.07.2019	3,53,76,767.00	0.00	Unsecured FC	0.00	No	0.00%	0.00	0.00	3,53,76,767.00	0.00	
7	M/s. Nivedan Fin Invest Lease Ltd.	21.11.2020	28,78,82,459.00	0.00	Unsecured FC	0.00	No	0.00%	0.00	0.00	28,78,82,459.00	0.00	
			44,98,14,070.00	7,89,64,384.00		0.00		100.00%	0.00	0.00	37,08,49,686.00	0.00	



[Handwritten signature]

LIST OF OPERATIONAL CREDITORS (Workmen)

Annexure - 5

Sl No.	Name of authorized representative, if any	Name of workmen	Details of claim received		Details of claim admitted				Amount of contingent claim	Amount of any mutual dues, that may be	Amount of claim under verification	Amount of claim not admitted	Remarks, if any
			Date of receipt	Amount claimed	Amount of claim admitted	Nature of claim	Whether related party ?	% of voting share in CoC, if applicable					
1													
								0.00%	0.00	0.00	0.00		



[Handwritten signature]

LIST OF OPERATIONAL CREDITORS (Employees)

Annexure - 6

Sl No.	Name of authorized representative, if any	Name of employee	Details of claim received		Details of claim admitted				Amount of contingent claim	Amount of any mutual dues, that may be	Amount of claim under verification	Amount of claim not admitted	Remarks, if any
			Date of receipt	Amount claimed	Amount of claim admitted	Nature of claim	Whether related party ?	% of voting share in CoC, if applicable					
1													
-								0.00%	0.00	0.00	0.00		



LIST OF OPERATIONAL CREDITORS (GOVT. DUES)

Annexure - 7

Sl No.	Name of the Creditors	Details of claim received		Details of claim admitted					Amount of contingent claim	Amount of any mutual dues, that may be	Amount of claim not admitted	Amount of claim under verification	Remarks, if any
		Date of receipt	Amount claimed	Amount of claim admitted	Nature of claim	Amount covered by guarantee	Whether related party ?	% of voting share in CoC					
1	Employees Provident Fund Organisation	29.05.2019	11,54,63,243.00	0.00	Form B (Govt Dues)	0.00	No	0.00%	0.00	0.00	11,54,63,243.00	0.00	
			11,54,63,243.00	0.00		0.00		0.00%	0.00	0.00	11,54,63,243.00	0.00	




[Handwritten signature]

LIST OF OPERATIONAL CREDITORS (OTHER THAN WORKMEN AND EMPLOYEES AND GOVERNMENT DUES)

Annexure - 8

Sl No.	Name of the Creditors	Details of claim received		Details of claim admitted						Amount of contingent claim	Amount of any mutual dues, that may be	Amount of claim not admitted	Amount of claim under verification	Remarks, if any
		Date of receipt	Amount claimed	Amount of claim admitted	Nature of claim	Amount covered by security interest	Amount covered by guarantee	Whether related party ?	% of voting share in CoC					
1	Balaji Properties	26.07.2019	17,40,00,000	0.00	OC(Other than Workmen, Employee & Govt. Dues)	0.00	0.00	No	0.00%	0.00	0.00	17,40,00,000.00	0.00	
2	Shreya Realty Private Ltd.	12.01.2021	1,52,72,115.00	0.00	OC(Other than Workmen, Employee & Govt. Dues)	0.00	0.00	No	0.00%	0.00	0.00	1,52,72,115.00	0.00	
			18,92,72,115.00	0.00		0.00	0.00		0.00%	0.00	0.00	18,92,72,115.00	0.00	



[Handwritten signature]

LIST OF OTHER CREDITORS (OTHER THAN FINANCIAL CREDITORS AND OPERATIONAL CREDITORS)

Annexure - 9

Sl No.	Name of the Creditors	Details of claim received		Details of claim admitted				Whether related party ?	Amount of contingnt claim	Amount of any mutual dues, that may be	Amount of claim not admitted	Amount of claim under verification	Remarks, if any
		Date of receipt	Amount claimed	Amount of claim admitted	Nature of claim	Amount covered by security interest	Amount covered by guarantee						
1													
							0.00		0.00	0.00	-	0.00	

